

# TOOTH KNOCKED OUT!!

**DON'T DELAY ... TIME IS CRITICAL!**

Keep calm and find the tooth

Pick it up by the crown (whiter part). **AVOID** touching the root

If the **TOOTH IS DIRTY**, rinse it in milk. If not available, rinse briefly (a few seconds) under running water,

**NOT** in antiseptic. Then...

1. Put it back into the socket. Use the other teeth as a guide
2. To keep the tooth in place either bite on a cloth or use finger pressure. Aluminium foil can also be used to help stabilise the tooth

**If UNABLE TO REPLANT the tooth,**  
keep moist by following one of these alternatives...

Place tooth in person's mouth  
between the cheek and gums



OR

Put tooth in a glass of milk  
fully covered



OR

Cover the tooth with the person's  
saliva and put in plastic wrap



**DO NOT STORE IN WATER**


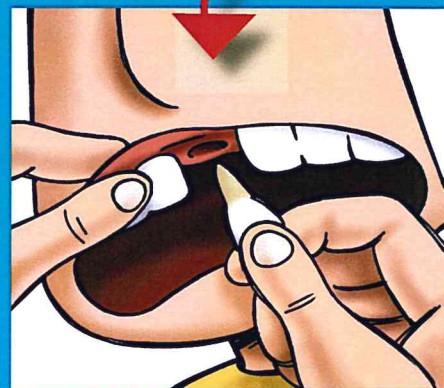

*HINT - Keep long-life milk in a First Aid kit*

**DO NOT** hold or rub the root surface or let the tooth dry, as the living cells lining the root of the tooth could become damaged and die. Also do not put the tooth on ice.

**DO NOT** remove any tissue or gum fragments from tooth

**DO NOT** delay seeking dental care. Teeth replanted within 30 minutes have the best chance of surviving. If possible have someone telephone ahead to alert the dentist.

**DO NOT** replant a baby tooth due to risk of injury to the underlying adult tooth. If in doubt place the tooth in milk and seek dental advice.



**Get dental help  
IMMEDIATELY**



Government of **Western Australia**  
Department of **Health**  
Dental Health Services

For more information contact your dental clinic  
or Dental Health Services on 9313 0555.  
Alternatively visit [www.dental.wa.gov.au](http://www.dental.wa.gov.au)